

# Class Syllabus

# CLASS SYLLABUS

## Course Description

In 6th grade students continue to learn about how to add, subtract, multiply and divide decimals; order of operations; graphing on the coordinate plane; prime factorization; greatest common factor (GCF) and least common multiple (LCM).

Students are introduced to proportional relationships and ratios which leads to an understanding of how percents are used in real life (tax, tip, percent of a number, etc.) and how to convert between measurements. They then begin to learn the basics of algebra - expressions, one-step equations, and inequalities. For geometry students will understand how to find area, surface area and volume of figures.

Furthermore, students learn about how to use statistics - display and summarize numerical data and choose the best measure of center and spread.

Lastly, students explore numbers and their opposites on the number line and coordinate plane.


Click **[HERE](https://mcsd.instructure.com/courses/119101/pages/unit-descriptions)** (<https://mcsd.instructure.com/courses/119101/pages/unit-descriptions>) for a link to descriptions for each 6th grade math unit.

## Class Materials

- Textbook (provided)
- 3 ring binder
- Dividers (5)
- Pencil / Eraser
- Colored Pencils
- Notebook paper
- Graph paper
- Ear Buds
- Calculator (if you don't want to use your chromebook's calculator) - We recommend TI-30XS
- Chromebook (provided)
- Stylus with a rubber tip (for most of our Chromebooks a #2 pencil will work as a stylus, but if not, a rubber tip one is the only one that will work)

### Wish List

- hand sanitizer
- bottled water
- paper towels
- Clorox wipes
- Kleenex
- Lysol



## Contact Information

- [Gillespie.Kristie.S@muscogee.k12.ga.us](mailto:Gillespie.Kristie.S@muscogee.k12.ga.us) (mailto:Gillespie.Kristie.S@muscogee.k12.ga.us)
- 706 – 565 – 2998 (school)
- Canvas (learning platform)
- Infinite Campus (grades portal)



## Expectations for Virtual / Online Learning

- Participate in class at the designated time - sign into Zoom 10 minutes before start time to ensure you are ready right when the class starts.
- Check announcements every day.
- Read directions! The directions for completing assignments are written in the course!
- Read teacher feedback for assignments. There may be times where you are asked to re-submit an assignment.
- Do your own work! Plagiarism is not acceptable and could make you fail the course.
- Use a calendar to schedule reminders for assignments and due dates.
- Communicate with your teacher routinely.
- Stay organized. Save all the files for the course in one folder.
- Don't get behind. You will eventually become frustrated and overwhelmed.
- Breathe! We are all in this together. I'm here for any questions you have.









[Online Classroom Etiquette](https://www.youtube.com/watch?v=1qJ05sViDjA) [\\_ \(https://www.youtube.com/watch?v=1qJ05sViDjA\)](https://www.youtube.com/watch?v=1qJ05sViDjA)



[\(https://www.youtube.com/watch?v=1qJ05sViDjA\)](https://www.youtube.com/watch?v=1qJ05sViDjA)

# Video Chat Expectations

Be Prepared	Presentation	Speaking
<p>Be on time.</p> <p>Find a quiet learning place without distractions.</p> <p>Have your materials ready.</p> 	<p>Keep your camera on and still.</p> <p>Check your surroundings.</p> <p>Dress appropriately.</p> 	<p>Stay on mute.</p> <p>Raise your hand to speak or ask a question.</p> <p>Stay on topic when speaking.</p> 
Participation	Be Respectful	Use Signals
<p>Be focused.</p> <p>Pay attention.</p> <p>Be an active participant.</p> 	<p>Be respectful with your words, actions, and content (work you share with the class).</p> 	<p>Thumbs up = Yes, I understand.</p> <p>Thumbs down = No, I don't understand.</p> <p>Raised hand = I have A question.</p> 

## Typical Day's schedule

\*\*\* My goal this year is to record lessons / notes for students before the class. I want students to watch the video and take notes outside of class time (students will be provided instructions on how to do this). This may not happen every time, but I'm going to try my best. I want to be available as possible for students to ask questions and for us as class to discuss the lesson.

- Check in / Smart Start (Zoom: 10 – 15 minutes)

- I will post a question via the zoom chat or in Canvas asking students about what they learned from the video.
  - I will answer any questions students have about the lesson.
  - I will go over class announcements such as due dates of upcoming assignments, misunderstanding I noticed in the practice session.
- **Work session (Zoom: 30 – 60 minutes)**
    - This is where students will practice the concept. I and other students will be available for assistance during this time.
    - Throughout the practice session, I will ask students to share their thoughts and explanations of certain problems.
    - If students don't finish the practice during the work session, they are more than welcome to finish before the next class period.
- **Out of Class work**
    - Usually the next day's lesson videos or practice (daily)
    - IXL – certain skills will be assigned during the week (weekly)
    - POW (Problem of the Week) – assigned on a Monday and due on Friday regardless if students are to attend class on Friday or Monday. (weekly)
    - Study guide and/or review material (per unit)
    - Other tasks associated with the lesson (sometimes assigned every few lessons to reinforce learned concepts and provide additional practice, remediation, or enrichment)

**Students should check the agenda and Canvas calendar each week / day to make sure they are on track with expectations and assignments.**

## Grading Policy


**35% - Formative**—practice, classwork, homework, mini quizzes, problem checks, problem of the week (POW), etc.

**65% - Summative**— (any assignment where students are to demonstrate mastery)  
- unit tests, 9 weeks tests, quizzes, projects, tasks, problem of the weeks (POW), etc.

# FORMATIVE SUMMATIVE



WHEN THE **CHEF**  
TASTES THE SOUP



WHEN THE **GUESTS**  
TASTE THE SOUP

## What does my grade mean?

I want all my students to feel safe in making mistakes. When you don't get the answer correct the first time, it's ok. That means you just learned new information that will help you get it right eventually.

In my class, I provide many opportunities for students to show that they have mastered a concept. So don't fret if you don't make the graded you wanted - you will have other chances to show you understand.

What does my grade mean?		
<b>A</b>	<b>100-90</b>	<ul style="list-style-type: none"> <li>* I understand!</li> <li>* Neat and complete!</li> <li>* Excellent effort!</li> </ul>
<b>B</b>	<b>89-80</b>	<ul style="list-style-type: none"> <li>* I mostly understand</li> <li>* Mostly neat and complete.</li> <li>* Good effort</li> </ul>
<b>C</b>	<b>79-70</b>	<ul style="list-style-type: none"> <li>* I understand some.</li> <li>* Not all complete or neat</li> <li>* May not be my best effort</li> <li>* I need to ask more questions</li> </ul>
<b>Below 70</b>		<ul style="list-style-type: none"> <li>* I do not understand</li> <li>* I need to ask for help</li> <li>* May not be neat or complete</li> </ul>

## Academic Dishonesty - Cheating

All work you submit must be your own work. You may not do the following:

- Turn in or copy someone else's work
- Copy someone's work and change a few of the words, numbers, or phrases

- Copying information from a source without giving credit
- Attempt to use any notes on a closed-notes test
- Look at someone else's work during an assessment

\*\*\*\*doing any of the above or anything else that constitutes cheating will result in a zero on the assignment AND a referral for discipline.

## Notes / Classwork / Homework

- Not accepted late unless absent
- Given daily
- Depending on the assignment, it is graded on reasonable accuracy, completion, and following directions
- Placed in the 35% category



## Turning in Work

Due to the the circumstances we are facing with COVID 19, I will utilize a paperless system. All assignments will be turned in or completed online. If you would rather print notes / practice and complete them with by hand, that is perfectly fine with me. I just ask that you take a picture of your work and submit your work according to the directions provided for the assignment.



## Missing Assignments

**\*\*Please note:** any missing assignment (for any reason) is flagged “missing” in Infinite Campus until it is received and graded. When an assignment is flagged “missing,” a grade of zero is automatically assigned. The "missing" serves as a REMINDER to the teacher and the student that the assignment still needs to be

turned it. If a student was absent, there will be no penalty when the grade of zero is replaced with the earned grade.



## Class Expectations

# CLASSROOM

expectations

1. Follow directions quickly.
2. Raise your hand for permission to leave your seat.
3. Raise your hand for permission to speak.
4. Make smart choices.
5. Keep your dear teacher happy.
6. Be mindful of other's feelings at all times.
7. Always work hard no matter the challenge.

## BRMS Step Sheet



1. Warning/Teacher Counseled
2. Parent Contact
3. Parent conference
4. Parent contact by administration
5. Office referral (Saturday School)

6—10: Office Referral (ISS)

11—15: Office Referral (OSS)

**\*\*Other consequences will be given at any step to include reflection sheet, time out, silent lunch, seat moved, counseled, etc.**



## Other Links - Parent Resources



### About Mrs. Gillespie

<https://mcsd.instructure.com/courses/119101/pages/about-mrs-gillespie>

### Pairing Parents with Students on Canvas

<https://mcsd.instructure.com/courses/119101/files/3088154/download?wrap=1> 

<https://mcsd.instructure.com/courses/119101/files/3088154/download?wrap=1>

### Student Canvas App - VIDEO

<https://community.canvaslms.com/videos/3980-canvas-student-app>

Parent Canvas App - VIDEO <https://www.youtube.com/watch?v=t-5sWZODhY8>



<https://www.youtube.com/watch?v=t-5sWZODhY8>

[Infinite Campus - grades portal - down load the app as well  
https://campus.muscogee.k12.ga.us/campus/portal/muscogee.jsp](https://campus.muscogee.k12.ga.us/campus/portal/muscogee.jsp)